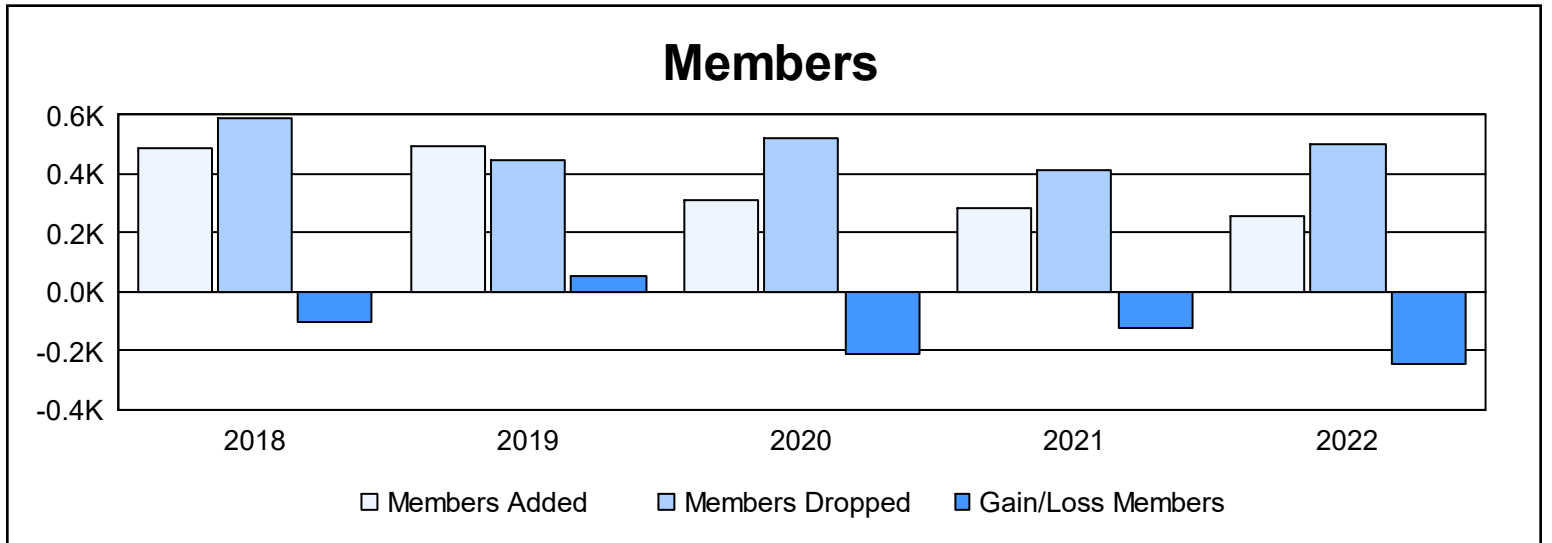
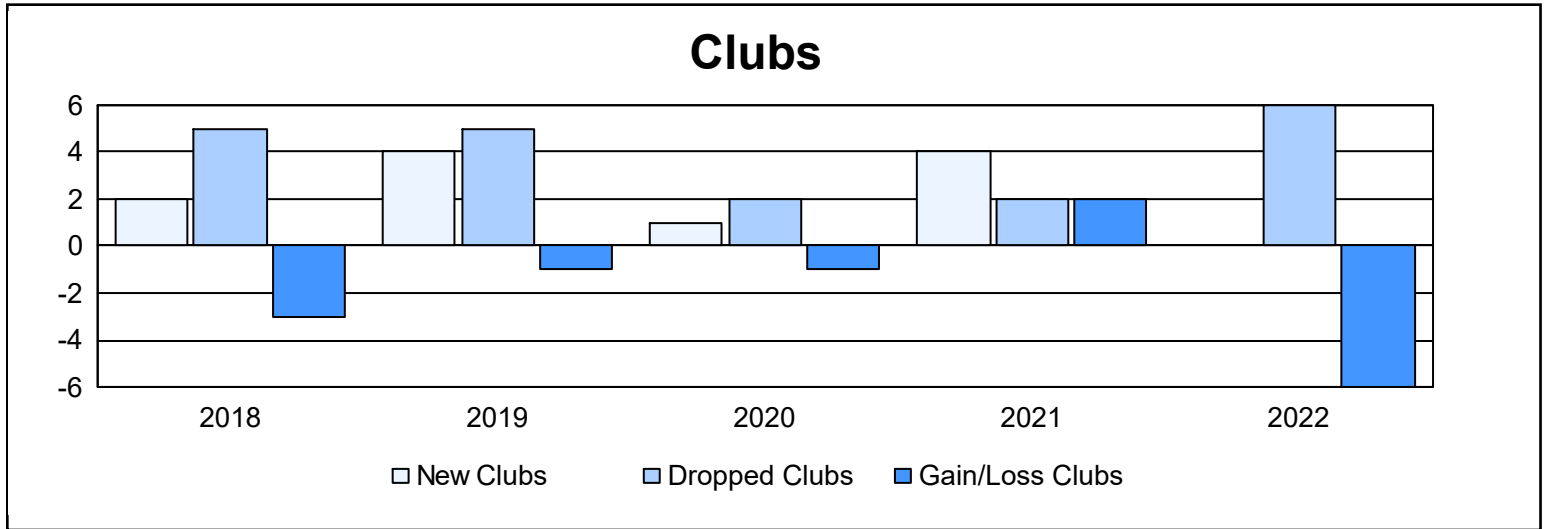


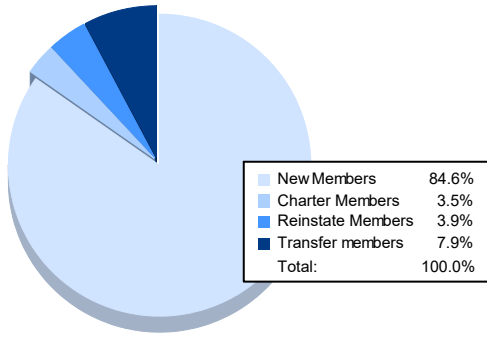
# Multiple District U

As of June 2022 Cumulative

Year	New Clubs	Dropped Clubs	Gain/ Loss Clubs	New Members	Charter Members	Reinstate Members	Transfer Members	Total Member Added	Total Members Dropped	Gain/ Loss Members
2017-2018	2	5	-3	385	47	46	11	489	592	-103
2018-2019	4	5	-1	308	144	18	27	497	445	52
2019-2020	1	2	-1	237	24	39	8	308	522	-214
2020-2021	4	2	2	176	96	11	4	287	413	-126
2021-2022	0	6	-6	215	9	10	20	254	499	-245
<b>Average</b>	<b>2</b>	<b>4</b>	<b>-2</b>	<b>264</b>	<b>64</b>	<b>25</b>	<b>14</b>	<b>367</b>	<b>494</b>	<b>-127</b>



### Membership Composition June 2022 Cumulative



### Gender Composition June 2022 Cumulative

